



Empower and Embrace a culture of opportunities for success.

Welcome to Seesaw!

Chrissy Marcelli



Welcome

- Introduction
- Logging in to Seesaw
- Family App
- Student Learning
- Class Interaction
- Questions


Introduction

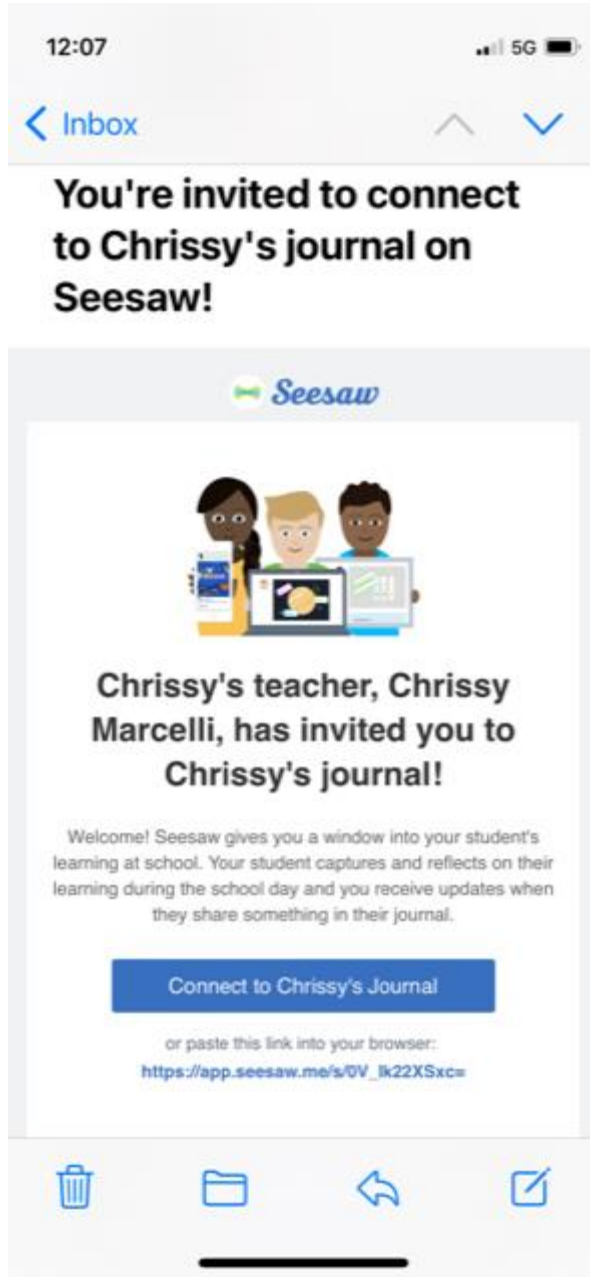
Seesaw allows students to show their work to the class, support their peers and share their learning to their families.

Students use the screen sharing feature on the iPad to present their exciting ideas!

Seesaw...

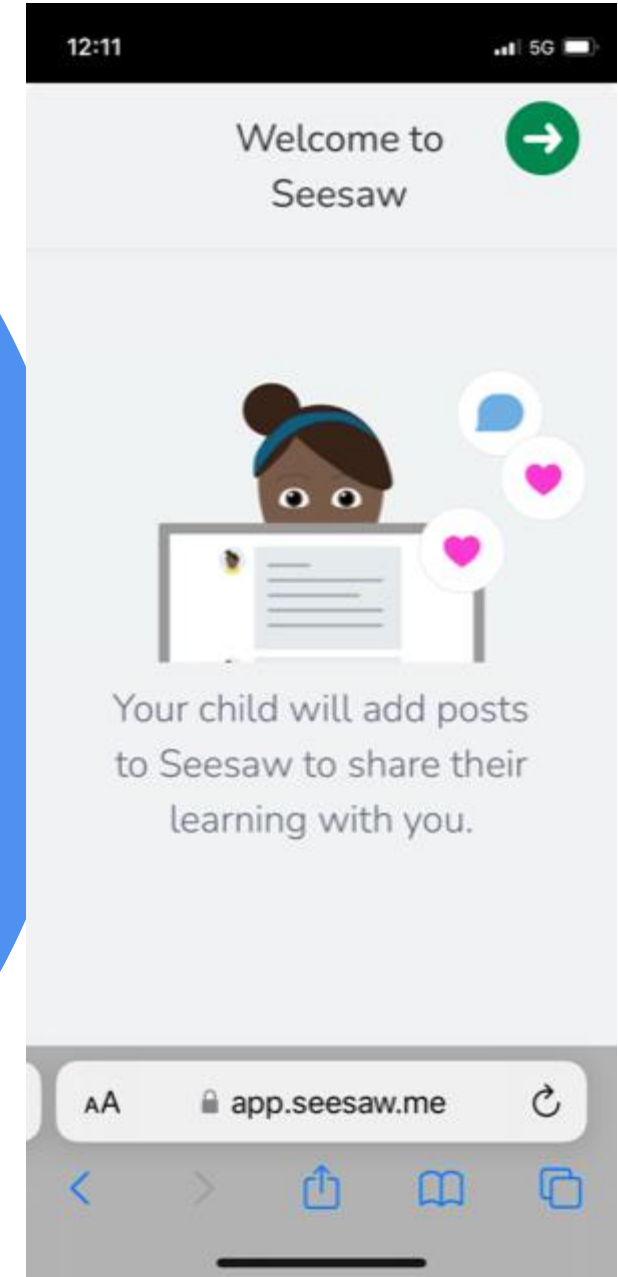
- Makes your child's thinking and learning visible, allowing us to see and celebrate their growth over time
- Opens communication between home and school, so we can share ideas to best support your child's learning at home and at school
- Gives your child an authentic audience for their work – you, which motivates them to do their best



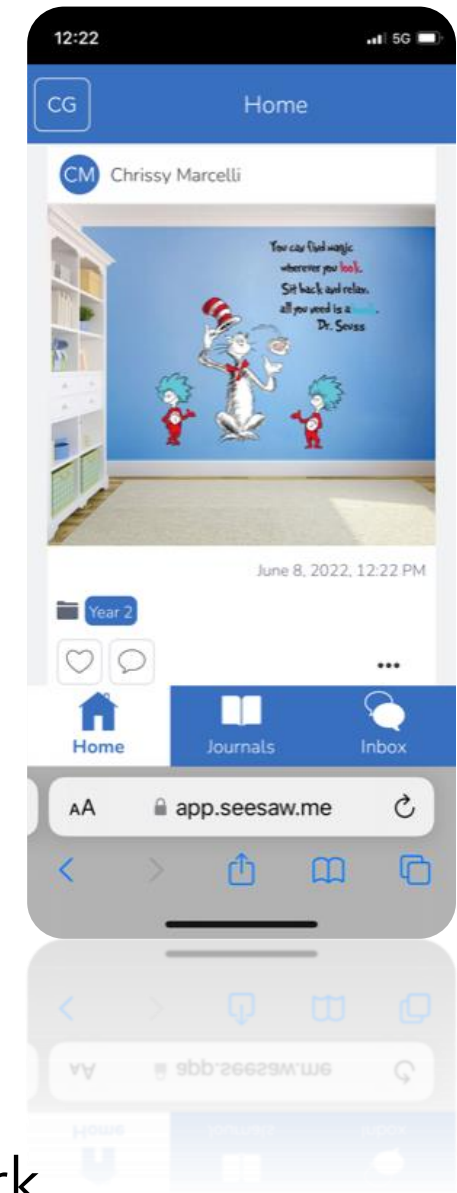
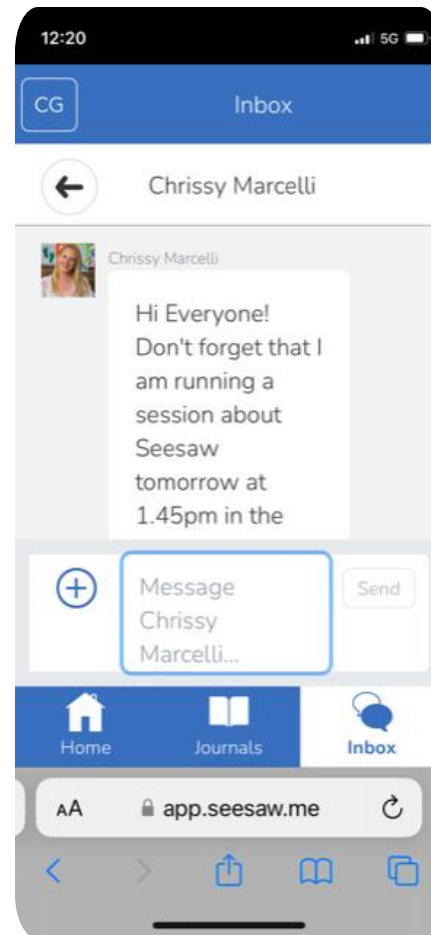
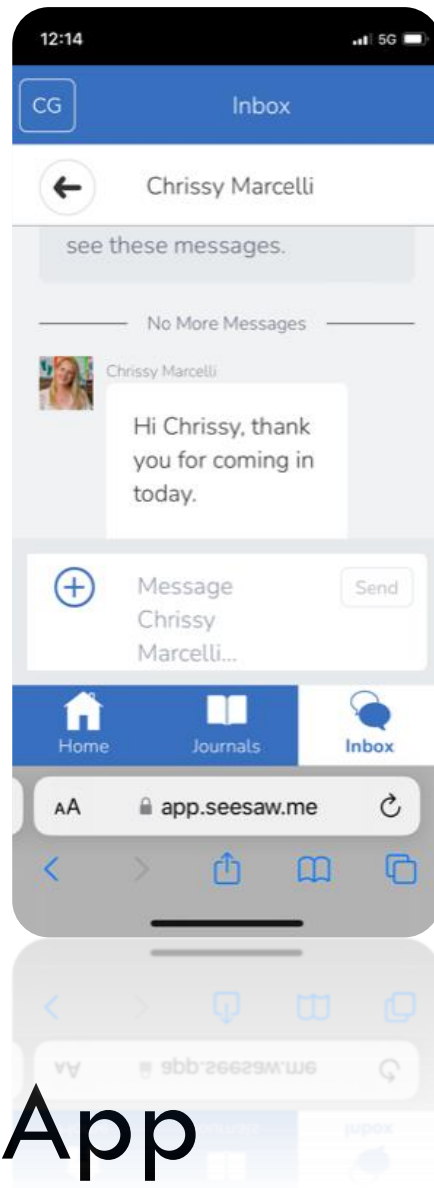


Logging in to Seesaw

Always log in to Seesaw using your parent account so that you can see the announcements, send messages to the teacher and comment on your child's work.



Family App



- Message the teacher
- Check announcements
- Comment on your child's work

Student Learning

Student Home learning Code

Chrissy Marcelli's Home Learning Code

1. Go to <https://app.seesaw.me> on a computer. Or install the Seesaw Class App on an iOS or Android device.



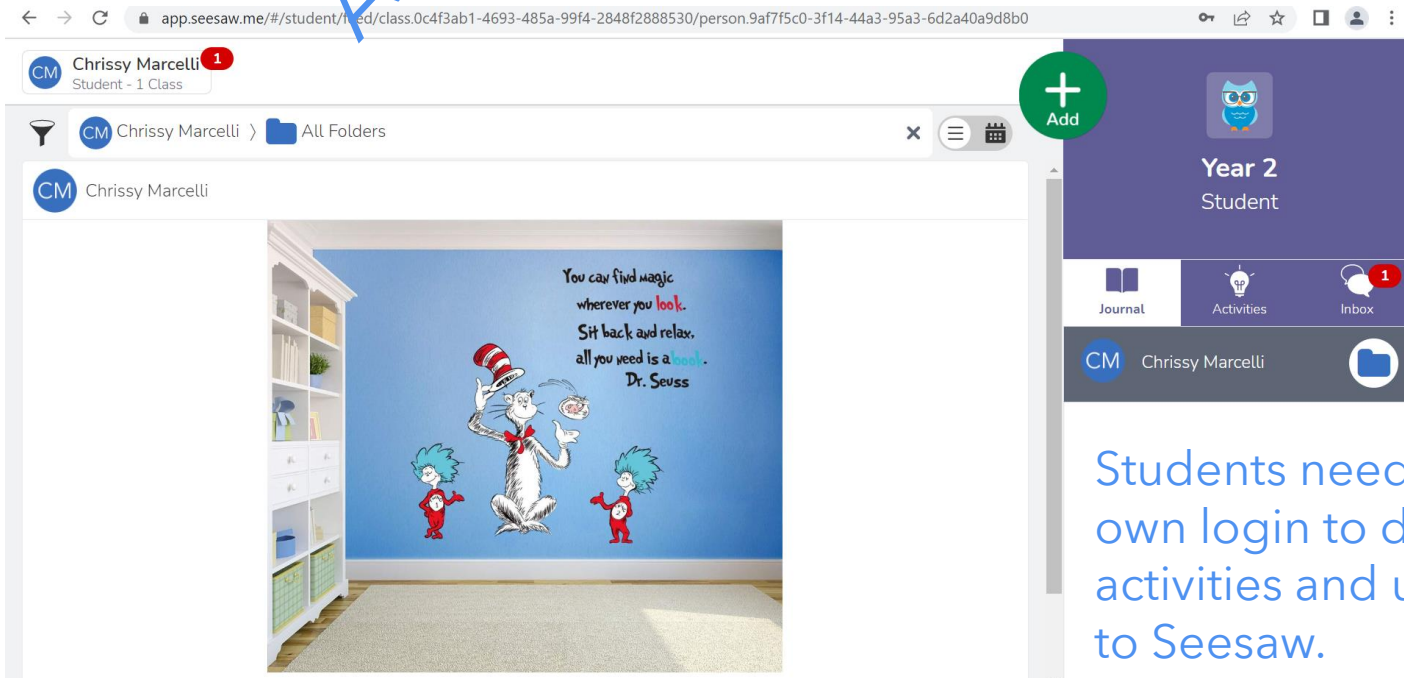
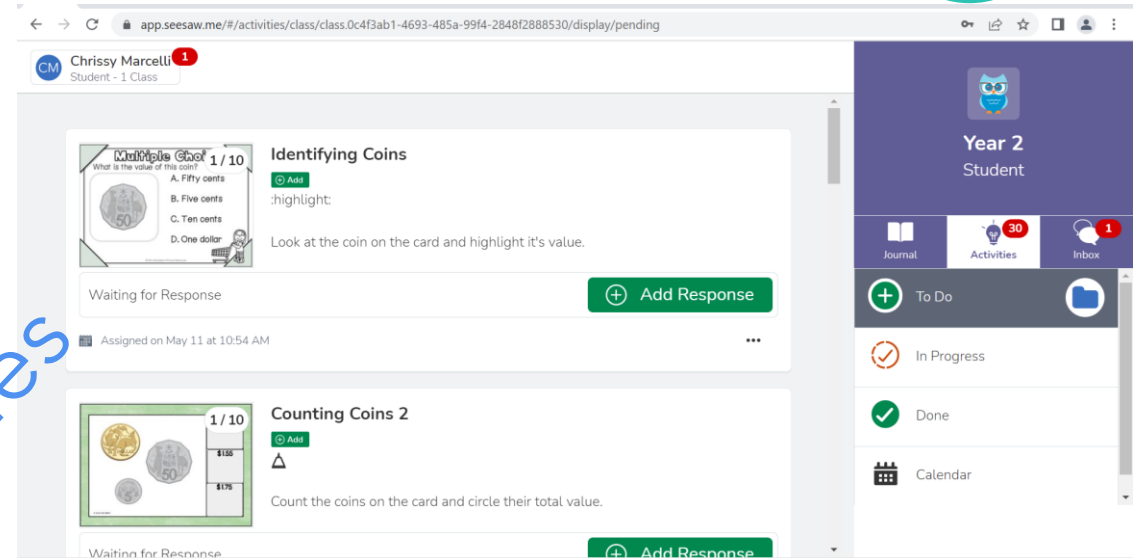
2. Choose "I'm a Student".



3. Scan this code using Seesaw's built-in QR code scanner. Or type in these letters to access your Seesaw account: **VQFT CJRY JTTO FTRX**




Journal
and
Activities




Students need to use their own login to do the activities and upload news to Seesaw.

Class vs. Family App



- For **teachers** and **students**
- **Students** post to the journal and respond to activities
- **Teachers** post to the journal, assign activities, send announcements, and message families

Note: Group messaging is not available. Messages are between one teacher and one family member. Co-teachers cannot see each other's messages.



- For **families**
- **Students cannot** post to the journal or respond to activities
- **Families** view and engage with their child's journal and message the teacher

Note: The teacher must first send an announcement before families can message.

- Typed text (messages, comments, etc.) can be **translated**

Class vs. Family App

Class sharing



Lucas

I like doing the activities on Seesaw.

Alexis


Whenever we do something cool, we can upload it to Seesaw so our class can see it.

Indiana

I like how we can put photos on Seesaw.

George

I like it when we take photos and put them onto Seesaw for our parents to see.



The way to get started
is to quit talking and
begin doing.

Walt Disney



Thank you

Chrissy Marcelli

christine.marcelli@education.wa.edu.au